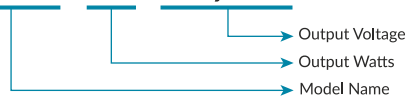


Zasilacz typu **slim**



LMN-30-12/24



ZALETY

- Pobór mocy bez obciążenia 1,5W
- Układ aktywnego PFC
- Zabezpieczenia: przeciwzwarcowe/przebieciowe/przebieżeniowe/temperaturowe
- Niska obudowa zgodna z IP20
- Możliwość montażu na powierzchniach łatwopalnych, np. drewnie
- Zgodność z europejskimi normami i certyfikatami
- Wysoka niezawodność
- 5 lat gwarancji

PRZEZNACZENIE

- reklamy świetlne, meble

Technical Specs

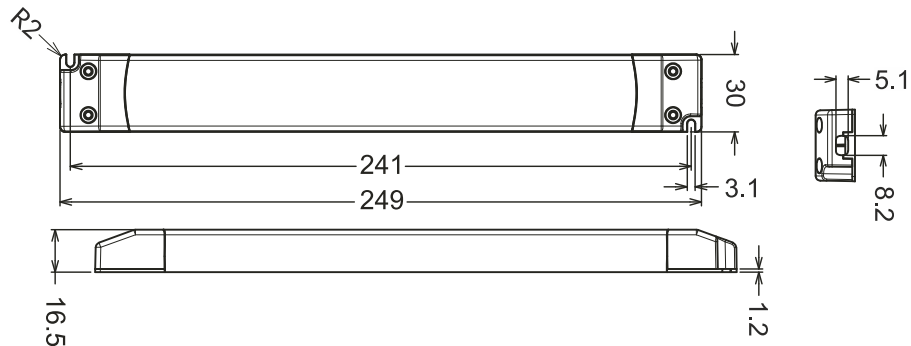
	LMN-30-12	LMN-30-24
OUTPUT		
Output Voltage	12Vdc	24Vdc
Output Voltage Range	12Vdc±5%Vdc	24Vdc±5%Vdc
Output Current	2.5A Max	1.25A Max
Output Power	30W	
Output Ripple & Noise	≤200mV	
INPUT		
Input Voltage Range	200Vac-240Vac	
Input Frequency Range	50 ~ 60HZ	
Input Current	≤0.22A(200-240Vac)	
Surge Current (cold start)	46A @230Vac	
Power Efficiency(typ)	81%	82%
PF	>0.9	
Leakage Current	<0.75mA/240Vac	
PROTECTION		
Over-Current Protection	Shut down the output when current load ≥ 110%, and recover automatically	
Short-Circuit Protection	Hiccup Mode and recover automatically	
Over-Voltage Protection	Shut down the output when non-load voltage≥ 13V, and recover automatically	Shut down the output when non-load voltage≥ 26V, and recover automatically
ENVIRONMENT		
Working Temperature	-30°C~+50°C (See below output load VS temperature profile)	
Working Humidity	10%~95%RH	
Approved Enviroment Location	For dry locations	
Storage Temperature	~35 C ~+65 C	
Storage Humidity	10% ~95%RH	
Vibration	10~500Hz, 1.0mm, 15 minutes(for X- Y- Z each axis)	
Tcase	+90°C	
SAFETY&EMC		
Safety Standard	Design refer to EN61347-1,EN61347-2-13,EN62493	
Dielectric Strength (Hi-Pot)	I/P-O/P	3KVAC/ 5mA/ 1min
	I/P-Case	1.5KVAC/ 5mA/ 1min
Insulation Resistance	100MΩ / 500VDC/ 1min	
EMC	Design refer to EN55015,EN61000-3-2,EN61000-3-3,EN61547	
EFT	2kv on AC power line	
Surge	4kv(L-N) 4kv(L-GND, N-GND) (IEC61000-4-5)	
OTHERS		
MTBF	120Khrs. MIL-HDBK-217F(25 C)	
Life time	30000 hours at TC ≤80 C maximum case hot tempeture	
Dimensions	249*30*16.5mm(L*W*H)	
Weight	0.112 kg	
Outer Box Specifications	380*270*165mm(L*W*H) /88pcs/ctn	
	Total 8 layer, each layer 11 pcs / G.W12kg/N.W11KG(1±10%)	

Remarks:


Test environment temperature : 25 ± 2°C;
Ripple and noise measurement methods: terminal to parallel 47uF electrolytic capacity and 0.1uF ceramic capacity, in 20 MHz Bandwidth measurement.
*The driver is suitable for connecting resistor current-limiting LED fixture (e.g. LED strip). The inrush current will be dozens of times increased if connecting built-in constant current IC current-limiting LED fixtures, the driver will activate the overloaded protection (hiccup flickering). *

Profile Drawing

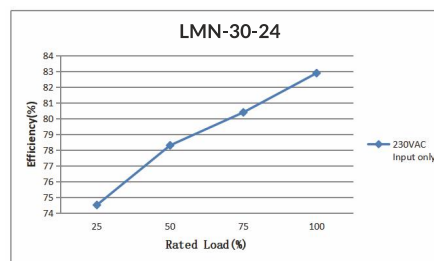
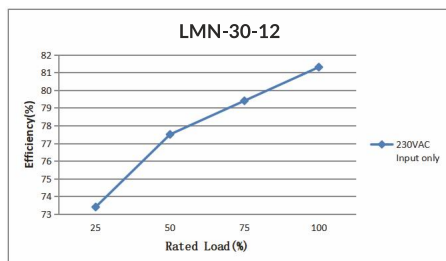
Unit:mm



Wiring Diagram

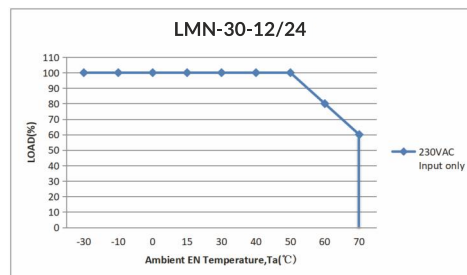


OUTPUT LOAD vs Efficiency (Input 230VAC)



OUTPUT LOAD vs Temperature

The LMN-30 series can be operated with cooling air temperatures between -30°C- 50°C by linearly derating the total maximum output power (or current) by 2.0%/°C from 50°C to 70°C (see figure).



Attentions

- Please ensure that the ground wire is properly grounded and ensure it does not come into contact with the neutral wire.
- Please make the power supply installed in a well-ventilated place, to ensure that the environment temperature is appropriate.
- Do not overload the power supply with multiple appliances.
- Please do not touch the metal shell surface to avoid high temperature scald.
- Do not install in the minefield or high pressure area.
- Do not attempt to repair privately. Please contact the supplier if you have any questions.

Tips

- To be installed by a certified electrician. Please read and follow the instructions carefully before installing. Ensure all contact points are connected firmly.
- Please pay attention to the using environment, and conduct regular check and maintenance to eliminate safety risks.