

Zasilacz typu slim



ZALETY

- Pobór mocy bez obciążenia 1,5W
- Układ aktywnego PFC
- Zabezpieczenia: przeciwzwarciove/przebieciowe/przebieżeniowe/temperaturowe
- Niska obudowa zgodna z IP20
- Możliwość montażu na powierzchniach łatwopalnych, np. drewnie
- Zgodność z europejskimi normami i certyfikatami
- Wysoka niezawodność
- 5 lat gwarancji

PRZEZNACZENIE

- reklamy świetlne, meble



LMW-100-12/24

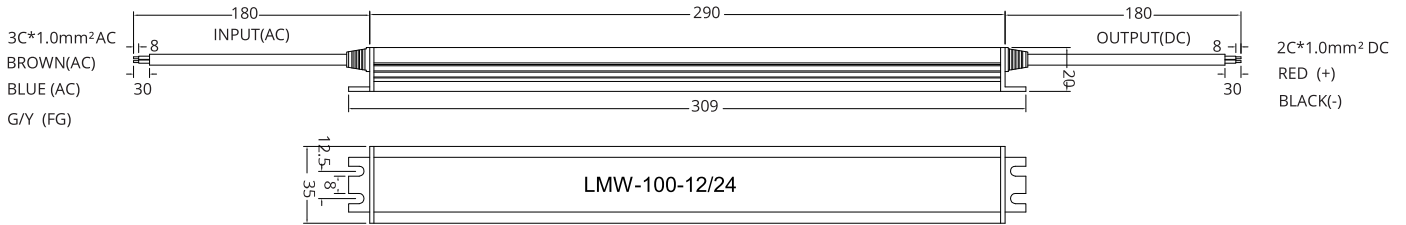


Technical Specs

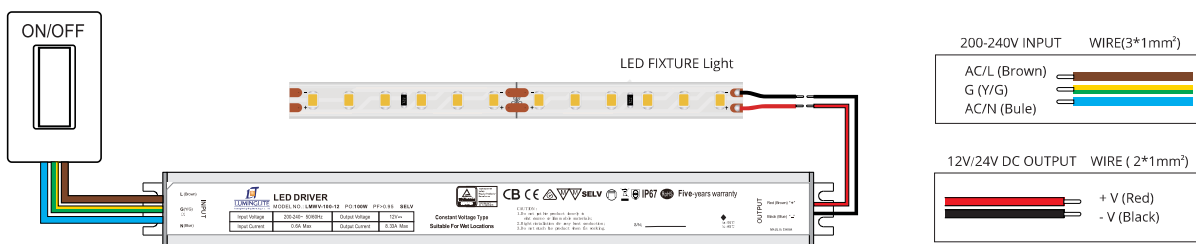
	LMW-100-12	LMW-100-24
OUTPUT		
Output Voltage	12Vdc	24Vdc
Output Voltage Range	12Vdc±5%Vdc	24Vdc±5%Vdc
Output Current	8.3A Max	4.16A Max
Output Power	100W	
Output Ripple & Noise	≤600mV	
INPUT		
Input Voltage Range	200Vac-240Vac	
Input Frequency Range	50 ~ 60HZ	
Input Current	≤0.6A(200-240Vac)	
Surge Current (cold start)	46A @230Vac	
Power Efficiency(typ)	91%	
PF	>0.95	
Leakage Current	<0.75mA/240Vac	
PROTECTION		
Over-Current Protection	Shut down the output when current load ≥ 110% ,and recover automatically	
Short-Circuit Protection	Hiccup Mode,and recover automatically	
Over-Voltage Protection	Shut down the output when non-load voltage≥ 13V, and recover automatically	Shut down the output when non-load voltage≥ 26V, and recover automatically
ENVIRONMENT		
Working Temperature	-30°C~+50°C	
Working Humidity	10%~95%RH	
Approved Enviroments Location	for dry, damp ,wet locations	
Storage Temperature	~35°C~+65°C	
Storage Humidity	10%~95%RH	
IP Rating	IP67(note 1)	
Vibration	10~500Hz, 1.0mm, 15 minutes(for X, Y, Z each axis)	
Tcase	+85°C	
SAFETY&EMC		
Safety Standard	Design refer to EN61347-1,EN61347-2-13,EN62493	
Dielectric Strength (Hi-Pot)	I/P-O/P	3.75KVAC/ 5mA/ 1min
	I/P-Case	1.5KVAC/ 5mA/ 1min
Insulation Resistance	100MΩ / 500VDC/ 1min	
Grounding Resistance	≤0.5Ω	
EMC	Design refer to EN55015,EN61000-3-2,EN61000-3-3,EN61547	
EFT	2kv on AC power line	
Surge	4kv(L-N) 4kv(L-GND, N-GND) (IEC61000-4-5)	
OTHERS		
MTBF	200Khrs. MIL-HDBK-217F(25°C)	
Life time	50,000 hours at Tc ≤ 80°C maximum case hot spot temperature	
Dimensions	309*35*20mm(L*W*H)	
Weight	0.44 kg	
Outer Box Specifications	535*345*155mm(L*W*H) / 50pcs/ctn	
	Total 5 layer, each layer 10 pcs / G.W22.5kg/N.W22kg(1±10%)	

Remarks:
 Note 1: IP67 can be used in dry, damp, wet locations. Avoid installing in submerged environments or applications where drivers will come into direct contact with prolonged flowing or dipping water.
 Test environment temperature: 25 ± 2°C;
 Ripple and noise measurement methods: terminal to parallel 47uF electrolytic capacity and 0.1uF ceramic capacity, in 20 MHz Bandwidth measurement.
 "The driver is suitable for connecting resistor current-limiting LED fixture (e.g. LED strip). The inrush current will be dozens of times increased if connecting built-in constant current IC current-limiting LED fixtures, the driver will activate the overloaded protection (hiccup flickering)."

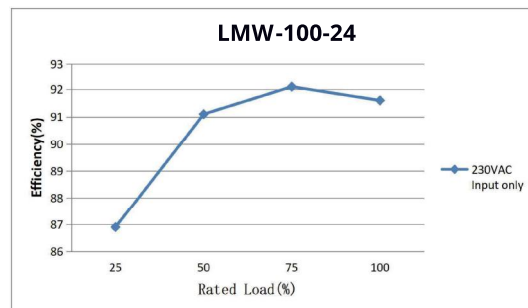
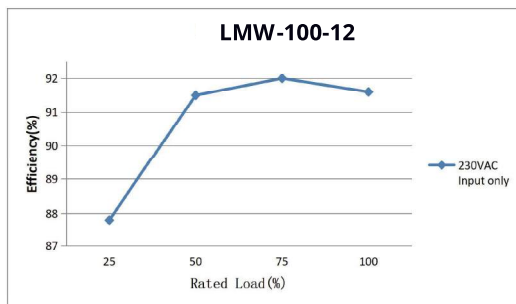
Profile Drawing



Wiring Diagram

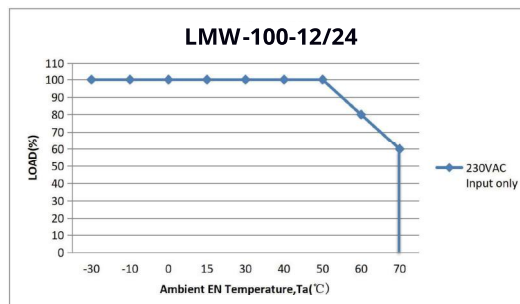


OUTPUT LOAD vs Efficiency (Input only 230VAC)



OUTPUT LOAD vs Temperature (Input only 230VAC)

The LMW-100-12/24 series can be operated with cooling air temperatures between -30°C- 50°C by linearly de-rating the total maximum output power (or current) by 2.0%/°C from 50°C to 70°C (see figure).



Attentions

- Please ensure that the ground wire is properly grounded and ensure it does not come into contact with the neutral wire.
- Please make the power supply installed in a well-ventilated place, to ensure that the environment temperature is appropriate.
- Do not overload the power supply with multiple appliances.
- Please do not touch the metal shell surface to avoid high temperature scald.
- Do not install in the minefield or high pressure area.
- Do not attempt to repair privately. Please contact the supplier if you have any questions.

Tips

- To be installed by a certified electrician. Please read and follow the instructions carefully before installing. Ensure all contact points are connected firmly.
- Please pay attention to the using environment, and conduct regular check and maintenance to eliminate safety risks.