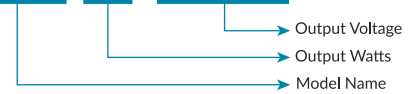


Zasilacz typu



LMX-60-12/24



ZALETY

- Pobór mocy bez obciążenia 1,5W
- Układ aktywnego PFC
- Zabezpieczenia: przeciwzwarcowe/przebieciowe/przebieżeniowe/temperaturowe
- Możliwość montażu na powierzchniach łatwopalnych, np. drewnie
- Zgodność z europejskimi normami i certyfikatami
- Wysoka niezawodność
- 5 lat gwarancji

PRZEZNACZENIE

- reklamy świetlne, meble

Technical Specs

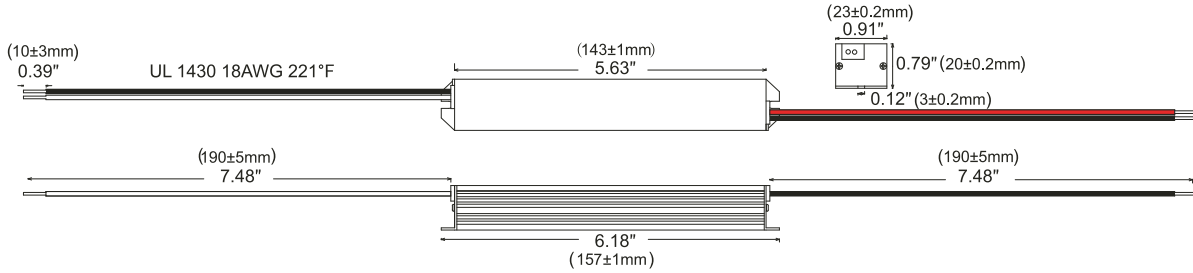
	LMX-60-12	LMX-60-24
OUTPUT		
Output Voltage	12Vdc	24Vdc
Output Voltage Range	12Vdc±5%Vdc	24Vdc±5%VDC
Output Current	5A Max	2.5A Max
Output Power	60W	
Output Ripple & noise	≤400mV	
INPUT		
Input Voltage Range	120Vac-277Vac	
Input Frequency Range	50 ~ 60HZ	
Input Current	≤0.7A(120Vac)	
Surge Current (cold start)	46A @230Vac	
Power Efficiency (TYP)	90%	92%
PF	>0.9	
Leakage Current	<0.75mA/240Vac	
PROTECTION		
Over-Current Protection	Shut down the output when current load ≥ 110% ,and recover automatically	
Short-Circuit Protection	Hiccup Mode,and recover automatically	
Over-Voltage Protection	Shut down the output when non-load voltage≥ 13V, and recover automatically	Shut down the output when non-load voltage≥ 26V, and recover automatically
ENVIRONMENT		
Working Temperature	-30°C~+50°C (See below output load VS temperature profile)*	
Working Humidity	10%~95%RH	
Approved Enviroments Location	Suitable for Dry or Damp locations	
Storage Temperature	-35°C~+65°C	
Storage Humidity	10%~95%RH	
Vibration	10~500Hz, 1.0mm, 15 minutes(for X、 Y、 Z each axis)	
Tcase	+90°C	
SAFETY&EMC		
Safety Standard	Design refer to UL8750,UL879,CSA C22.2 NO.250.13,CSA C22.2 NO.207-15 Design refer to EN61347-1,EN61347-2-13,EN62493	
Dielectric Strength (Hi-Pot)	I/P-O/P	3 KVAC/ 10mA/ 3S
	I/P-Case	1.5KVAC/ 10mA/ 3S
Insulation Resistance	100MΩ / 500VDC/ 3S	
Grounding Resistance	≤0.5Ω	
EMC	Design refer to FCC Part 15 Subpart B Design refer to EN55015,EN61000-3-2,EN61000-3-3,EN61547	
EFT	2KV on AC power line (IEC61000-4-4)	
SURGE	4KV(L-N) 4KV(L-GND,N-GND) (IEC61000-4-5)	
OTHERS		
MTBF	200Khrs.MIL-HDBK-217F(25 C)	
LIFE TIME	50,000 hours at Tc ≤ 80°C maximum case hot spot temperature	
Dimensions	6.18" *0.91" *0.79" (L*W*H) ; 157*23*20mm(L*W*H)	
Weight	0.14 kg	
Outer Box Specifications	15.2" *14" *5.1" (L*W*H); 385*355*130mm(L*W*H)/100pcs/ctn; Total 5 layer, each layer 20 pcs / G.W14.6kg/N.W14kg (1±10%)	

Remarks:

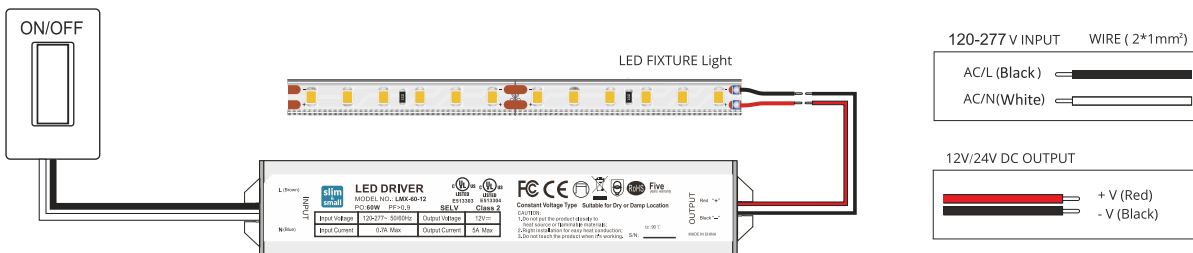
*The driver should be fixed on a metal material surface using. Refer to output load VS temperature profile .
Test environment temperature : 25 ± 2°C;
Ripple and noise measurement methods: terminal to parallel 47uF electrolytic capacity and 0.1uF ceramic capacity, in 20 MHz Bandwidth measurement.
"The driver is suitable for connecting resistor current-limiting LED fixture (e.g. LED strip). The inrush current will be dozens of times increased if connecting built-in constant current IC current-limiting LED fixtures, the driver will activate the overloaded protection (hiccups flickering). "

Profile Drawing

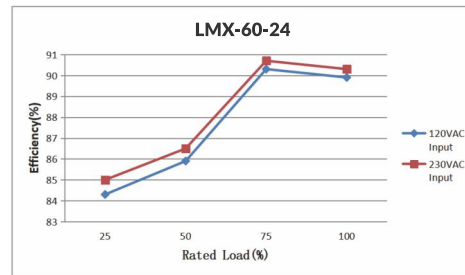
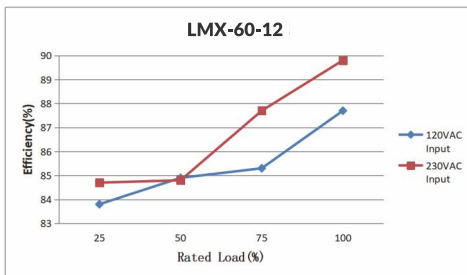
Unit: inch&mm



Wiring Diagram

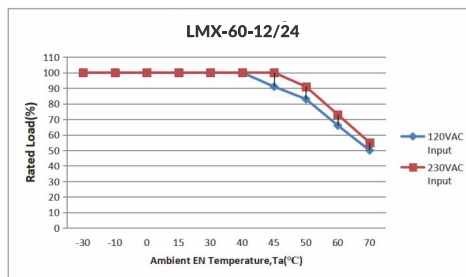


OUTPUT LOAD vs Efficiency (Input 120VAC & 230VAC)



OUTPUT LOAD vs Temperature (Input 120VAC & 230VAC)

The LMX-60 series can be operated with cooling air temperatures between -30°C - 50°C by linearly de-rating the total maximum output power (or current) by $2.0\%/^{\circ}\text{C}$ from 50°C to 70°C (see figure).



Attentions

- Please ensure that the ground wire is properly grounded and ensure it does not come into contact with the neutral wire.
- Please make the power supply installed in a well-ventilated place, to ensure that the environment temperature is appropriate.
- Do not overload the power supply with multiple appliances.
- Please do not touch the metal shell surface to avoid high temperature scald.
- Do not install in the minefield or high pressure area.
- Do not attempt to repair privately. Please contact the supplier if you have any questions.

Tips

- To be installed by a certified electrician. Please read and follow the instructions carefully before installing. Ensure all contact points are connected firmly.
- Please pay attention to the using environment, and conduct regular check and maintenance to eliminate safety risks.